



Schlage Control® smart lock

Mobile enabled wireless
deadbolt and
interconnected lock



Overview

The Schlage Control® mobile enabled smart lock was designed specifically for multifamily resident doors. It allows properties to offer smart security to residents and intelligent efficiency to property managers.

Residents will appreciate the security and convenience of using smart devices and/or smart credentials to open their doors today. And, through compatibility with Bluetooth® mobile credentials, Schlage makes it possible for software providers to enable residents to arrange in-unit package delivery and other services in the future.*

The open architecture capabilities of Schlage Control mobile enabled smart locks offer properties the freedom to use the physical access control (PACS) or PropTech provider of their choice to manage security and a wide spectrum of needs. Through these providers, properties are able to extend the possibilities of their locks beyond security.

For a simpler solution, managing access rights couldn't be easier than by using the ENGAGE™ cloud-based mobile or web apps. Staff can configure and manage access from virtually anywhere. And with the capability to view history of access, get usage data, receive alerts and more, ENGAGE improves the intelligence and productivity of the staff and property.

Schlage Control mobile enabled smart locks are part of an extensive portfolio from Allegion™, which offers solutions for every opening within a multifamily property.

Features

- Mobile enabled Schlage Control is ready for the future with the ability to read Schlage MIFARE® smart and Bluetooth® mobile credentials
- Deadbolt (BE467F) and interconnected lock (FE410F) options
- Two styles with a broad selection of finishes and decorative lever designs
- Eliminates cost and hassle of managing keys
- AES-256 encryption keeps data and communications safe
- Interconnected lock provides single motion egress to comply with regional requirements
- Lock programming via smartphone or tablet (Bluetooth® connection)
- Supports networked (Gateway required), No-Tour and standalone applications

*Dependent on PACS provider integrations and capabilities. Go to us.allegion.com/alliances for more information.

CYBERSECURITY

Learn about Allegion's commitment

Design and style

Schlage Control® mobile enabled smart locks have style options to fit the design of any property and offer full suiting with Schlage decorative mechanical locks and other Allegion solutions.

Finish options



619
Satin nickel

622
Matte black

625
Bright chrome

626
Satin chrome

716
Aged bronze

BE467F - Addison



BE467F - Greenwich



FE410F - Addison



FE410F - Greenwich



FE410F lever options



Accent



Avila



Birmingham



Boardwalk



Broadway



Elan



Jazz



Jupiter



Latitude



Longitude



Manhattan



Neptune



Northbrook



Sacramento



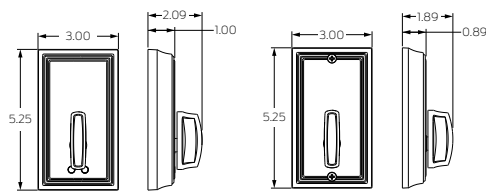
Saturn

Note: Reference current pricebook to confirm finishes available by lever style.

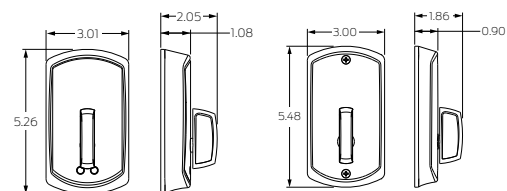
Dimensional drawings

BE467F

Addison - exterior / interior

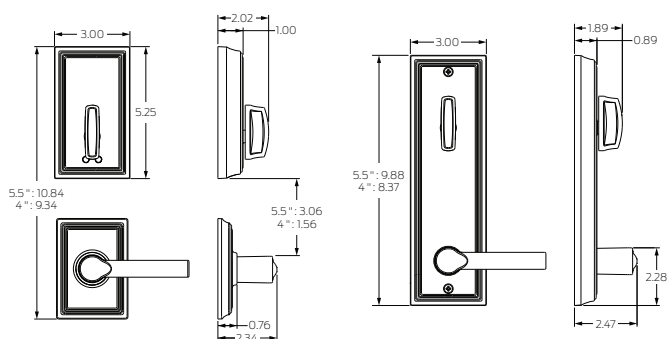


Greenwich - exterior / interior

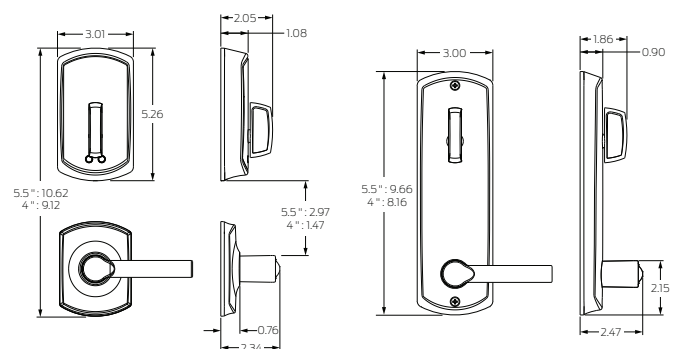


FE410F

Addison - 5.5" and 4" exterior / interior



Greenwich - 5.5" and 4" exterior / interior



Choice means control

By offering the ENGAGE cloud-based web and mobile apps **and** working with the industry's best-in-class access control providers we give properties the freedom to choose.

ENGAGE™ web and mobile applications



Simple and convenient site set-up and allows management of properties from virtually anywhere.

- Configure lock/device settings
- Add new users and enroll credentials
- Manage users and assign access privileges
- Assign lock/user schedules and holidays
- View and export audits

PACS/Proptech provider solutions

Schlage Control® mobile enabled smart locks are designed with open architecture capabilities. Because of this, multifamily properties have the flexibility to select the integrated physical access management (PACS) or Proptech system that best suits their needs and budget.

Visit us.allegion.com/alliances for more information on our PACS/Proptech providers and their capabilities.

Credentials

Residents are able to use a smart credential (fob, card or wristband) and/or a smart device to unlock their Schlage Control® mobile enabled smart lock – eliminating the need for traditional keys and saving properties time and money.



Specifications

Electronic specifications

Users	Up to 500 ¹
Audits	1,000 minimum ²
Visual and audible communications	Exterior LED (red, amber, green) Audible indicator (field configurable)
Communication standards	<ul style="list-style-type: none">▪ Bluetooth® low energy (version 4.2)▪ Advanced Encryption Standard (AES), 256-bit
Gateway communication range (networked solution)	Up to 30' in typical building environments. A detailed site survey is recommended.
Wake-Up on Radio	Responds to command from host in less than 5 seconds when linked to ENGAGE Gateway (requires PACS provider solution)
Connectivity options	<ul style="list-style-type: none">▪ Bluetooth via mobile device (send updates at the lock)▪ No-Tour³▪ ENGAGE Gateway (real-time communication)
Available status signals	Battery status
Battery life	Up to 1 1/2 years (offline mode), up to 1 year (Bluetooth credential enabled); 4 AA batteries included
Operating temperature	Exterior: -31° to 151°F (-35° to 66°C) Interior: 14° to 122°F (-10° to 50°C)
Operating humidity	0 - 100% non-condensing

Reader specifications

Credential technologies	Smart (13.56 MHz), Bluetooth Low Energy (BLE) (2.4 GHz)
Standards	ISO 14443
Maximum read range	Smart: up to 1.25" Bluetooth Low Energy: up to 15'
Smart credential compatibility	Schlage MIFARE Classic®, Schlage MIFARE® DESFire® EV1 and EV3
Mobile credential compatibility	Schlage Mobile Bluetooth Credential ⁴ , Integrated PACS mobile credential with Bluetooth ⁵

1. Maximum database storage capacity of lock.
Can vary by access control software database capacity.
2. Maximum audit storage capacity of lock.
Can vary by access control software audit storage capacity.
3. With MT20W and smart credential (1K byte Schlage MIFARE smart credential) or mobile credential (consult your access control software provider for specific support)
4. Supported through ENGAGE
5. Dependent on PACS provider capabilities.
Visit us.allegion.com/alliances for more information.

Specifications

Mechanical specifications

Handing	Field reversible (FE410F)
Materials	All-metal chassis and escutcheon
Door thickness	1 3/8" - 1 3/4" (thick door kit available - up to 2 1/4" for BE467F, up to 2" for FE410F)
Backset	Adjustable backset, fits 2 3/8" to 2 3/4" backsets
Latch	1" x 2 1/4" square and round corner faceplate (round corner standard, square corner included in package) 1" edge bore required
Deadbolt	Standard 1" (25 mm) throw
Strike	1 1/8" x 2 3/4", round corner, no box, latch strike Optional: Additional strike lip lengths and ANSI strike box available
Bore	2 1/8"
Stile width	Minimum 4 1/2" stile for 2 3/8" backset, minimum 5" stile for 2 3/4" backset

Certifications

Certifications	BE467F: ANSI/BHMA A156.36 Grade 2 FE410F: ANSI/BHMA A156.12 Grade 2 ANSI/BHMA A156.5 Grade 2; UL 10C 90 minute; Canada UL 20 minute wood door rated; FCC Part 15; Industry Canada (IC); ADA compliant; FL3625
----------------	---

Ordering information

FE410F - GRW - LAT - 626 -55

Series	Style	Outside		Inside		Interconnect type	Latch	Strike
		Lever style	Finish	Lever style	Finish			
1	2	3	4	5	6	7	8	9

Selections correspond with the numbers above

See price book for specific configuration options.

1	Series		
BE467F	Schlage Control mobile enabled smart deadbolt		
FE410F	Schlage Control mobile enabled smart interconnected lock		
2	Escutcheon style		
ADD	Addison		
GRW	Greenwich		
3/5	Lever style^{1,2} (for FE410F only)		
ACC	Accent	LAT	Latitude
VLA	Avila	LON	Longitude
BIR	Birmingham	MNH	Manhattan
BRW	Broadway	NEP	Neptune
BRK	Boardwalk	NBK	Northbrook
ELA	Elan	SAC	Sacramento
JAZ	Jazz	SAT	Saturn
JUP	Jupiter		

4/6	Finish¹	
619	Satin nickel	
622	Matte black	
625	Bright chrome	
626	Satin chrome	
716	Aged bronze	
7	Interconnect type (for FE410F only)	
4"	For doors with 4" bore hole spacing (40)	
5 1/2"	For doors with 5 1/2" bore hole spacing (55)	
8	Latch	
12-398	Standard for BE467F - 90 min UL Deadbolt latch dual option (sq+rd)	
12-356	Standard for FE410F - Combo latch, dual option (sq+rd), non-UL bolt, UL latch	

9	Strike for BE467F	
10-116	Round corner strike, 1 1/8" x 2 3/4" - Standard	
10-147	Square corner strike, 1 1/8" x 2 3/4"	
10-095	Square corner full lip strike, 1 5/8" x 2 1/4" (Lip length: 1 1/8")	
10-092	Round corner full lip strike, 1 5/8" x 2 1/4" (Lip length: 1 1/8")	
9	Strike combinations for FE410F	
10-152	Combo strike, square corner (10-147 and 10-026) - Standard	
10-151	10-147 and 10-001	
10-119	10-081 and 10-001	
47344383	10-116 and 10-027	
10-123	10-092 and 10-027	
10-124	10-095 and 10-027	

1. Only specify one finish if outside and inside are the same.
2. Some levers not available in all finishes - see price book for details.

Allegion, the Allegion logo, ENGAGE technology, the ENGAGE technology logo, Schlage and the Schlage logo are trademarks of Allegion plc, its subsidiaries and/or affiliates in the United States and other countries. All other trademarks are the property of their respective owners.

About Allegion

Allegion (NYSE: ALLE) is a global pioneer in seamless access, with leading brands like CISA®, Interflex®, LCN®, Schlage®, SimonsVoss® and Von Duprin®. Focusing on security around the door and adjacent areas, Allegion secures people and assets with a range of solutions for homes, businesses, schools and institutions.

For more, visit www.allegion.com

KRYPTONITE ■ LCN ■ **SCHLAGE** ■ STEELCRAFT ■ VON DUPRIN



© 2023 Allegion
013252 Rev. 02/23
www.allegion.com/us